

Micro Single Channel Input Units



ULMCIM / ULMCIM-C - Micro Single Channel Input Units

Overview

An extensive range of interfaces are available to support the Cooper range of UL intelligent addressable control panels, providing solutions for most design requirements.

The UL micro single channel input unit (ULMCIM) is a single input, soft addressed micro interface, incorporating integral short circuit isolators. It is extremely compact and therefore ideal for incorporation into other equipment.

It is designed for applications requiring the monitoring of a set of normally open, volt free contacts such as sprinkler system flow switches, auxiliary panel fire/fault signals as well as non fire input signals such as flow valve open contacts, generator start up, fire door closed etc.

Optional Variant

The (ULMCIM-C) is designed for use with pull station (UMPS-100) (fast response to alarm) and is identified by the panel as a pull station. Therefore up to 200 can be connected to the loop.

Features

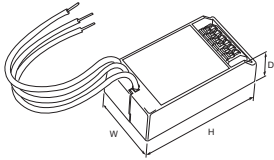
- Soft addressed
- Integral short circuit isolator
- Single address
- Suitable for monitoring:
 - Flow switches
 - Non fire inputs
 - Auxillary panels
- Optional variant:
 - ULMCIM-C

Benefits

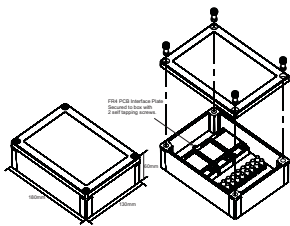
- Quick and simple to install
- No hard addressing required (Plug and play)
- Compact size

Dimensions

H (mm)	W (mm)	D (mm)
65	35	18.5



Mounting Details (Back-Box)



Installation

1. Fit the unit in position in accordance to the mounting details.
2. Connect the unit according to standard connections.
3. Up to 3 units can be fitted inside a micro module box unit.

Operation

Normal Standby / Alarm / NAC Silenced / Alarm Reset / Trouble / Supervisory / Drill

Technical Specification

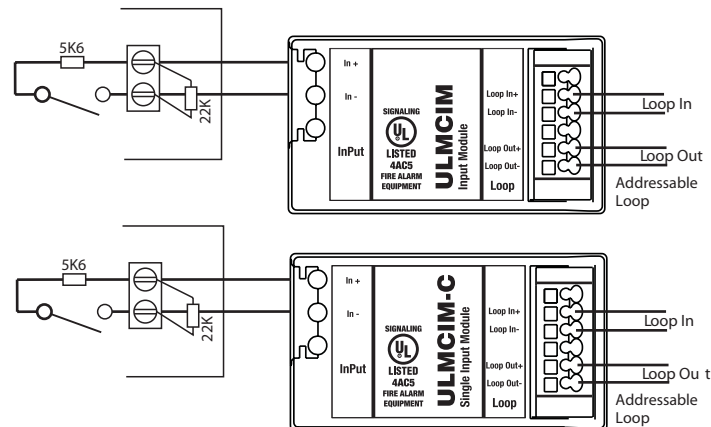
Code	ULMCIM / ULMCIM-C
Description	Single Channel Input Units
Standards	UL864 9th edition
Signalling Line Circuit (Style 7, Class A, Supervised, Power Limited)	
Current	332µA
Operating Voltage	24V dc
Input (Initiating Circuit Class B, Style C, Supervised, Power Limited)	
Voltage	8.4Vpp (pulsed every 1 sec)
Current	1.2mA
Trigger Resistance	5.6kΩ
End Of Line Resistor	22kΩ
Line Impedance	16 (max)
Environmental	
Operating Temperature	0°C to 49°C
Humidity (Non Condensing)	0 to 93 %RH
Physical	
Dimensions (H x W x D)	65mm x 35mm x 18.5mm
Weight	>0.1kg
Ingress Protection	IP40
Compatibility	
Suitable for use with	Cooper UL Fire Systems

Notes:

No addressing of the interface is required (see control panel operation for details).

Interface needs to be programmed as a pull station on site installer software.

Standard Connections



Note:

1. The end of line resistor provided must always be fitted, even if the input is unused.
2. Monitored inputs can detect open or short circuit faults.
3. Recommended loop cable type: FIRETUF, FP200, MICC.

Description	SLC Field Wiring Circuit (Input)	Single Channel Input
Wiring Gauge	12 Max AWG	12 Max AWG
Wiring Class	Class A Style 7	Class B Style C
Ground Fault Impedance	0.1Ω	0.1Ω
Supervised, Power Limited	Yes	Yes

Product Codes

Code	Description
ULMCIM	Micro Single Channel Input Unit (recognised as input unit)
ULMCIM-C	Micro Single Channel Input Unit (recognised as pull station)
ULBU	Micro Module Box Unit (empty box)